



US00D679628S

(12) **United States Design Patent**
Darwish et al.

(10) **Patent No.:** **US D679,628 S**

(45) **Date of Patent:** **** Apr. 9, 2013**

(54) **AUTOMOBILE**

(75) Inventors: **Saied Mohamed Hassan Darwish,**
Riyadh (SA); **Abdulrahman**
Al-Ahmari, Riyadh (SA); **Khalid**
Al-Saleh, Riyadh (SA); **Abdelmohsen**
Al-Badah, Riyadh (SA)

(73) Assignee: **King Saud University,** Riyadh (SA)

(**) Term: **14 Years**

(21) Appl. No.: **29/361,836**

(22) Filed: **May 15, 2010**

(51) **LOC (9) Cl.** **12-08**

(52) **U.S. Cl.**
USPC **D12/91**

(58) **Field of Classification Search** D12/86,
D12/90-92, 88; D21/424, 433, 434; 296/181.1,
296/181.5

See application file for complete search history.

(56) **References Cited**

U.S. PATENT DOCUMENTS

D411,815 S *	7/1999	Yamamoto et al.	D12/91
D532,338 S *	11/2006	Arai et al.	D12/91
D615,457 S *	5/2010	Booth	D12/91
D618,138 S *	6/2010	Yamaguchi et al.	D12/91
D622,633 S *	8/2010	Nakamura et al.	D12/91

* cited by examiner

Primary Examiner — Melody Brown

(74) *Attorney, Agent, or Firm* — Hart IP Law & Strategies


(57) **CLAIM**

An ornamental design for an automobile, as shown and described.

DESCRIPTION

FIG. 1 is a left side elevational view of an automobile body showing our new design;
FIG. 2 is a front elevational view thereof;
FIG. 3 is a rear elevational view thereof;
FIG. 4 is a right side elevational view thereof;
FIG. 5 is a left side perspective view thereof; and,
FIG. 6 is a top perspective view thereof.

1 Claim, 4 Drawing Sheets






Fig. 1




Fig. 2

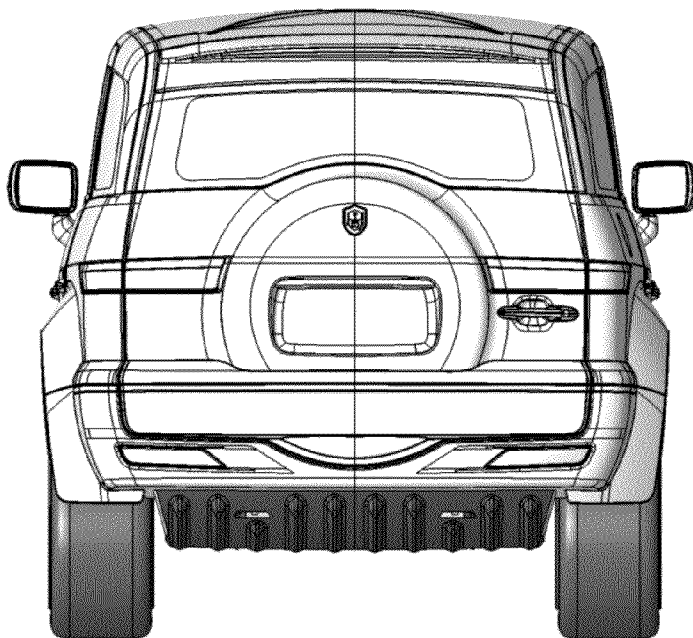


Fig. 3




Fig. 4




Fig. 5




Fig. 6